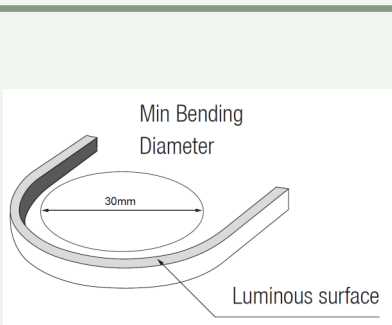
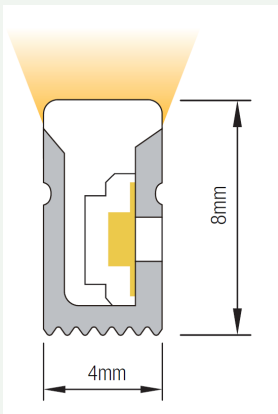


LEDSTRIP

SILICONE LED NEON LIGHT

EE-NL0408/6



6W/m



2100K-
5300k



33 - 42
lm/W



120°



Dimmable
PWM

TECHNICAL FEATURES

Power	6W/m
Input current	24 Vdc
Dimmable	PWM
IP rating	67
Max. amb. Temp.	-20°C up to 55°C

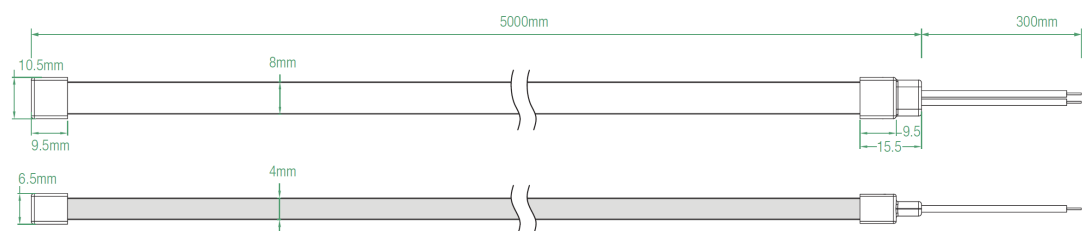

LIGHTING CHARACTERISTICS white

Light color	2100/2400/2600/3000/3500 /4200/5300
Beam angle	120°
CRI	RA90+
Lifetime	50000h
SDCM	3


MEASUREMENTS AND MATERIAL FEATURES

Measurements	8 x 4 x 5000 mm
Cutable every...	25 mm
Max.run length	5m


Lumen / watt	2100K: 33.2 lm/W
	2400K: 35.3 lm/W
	2600K: 36.5 lm/W
	3000K: 42.2 lm/W
	3500K: 37.2 lm/W
	4200K: 35.7 lm/W
	5300K: 36.8 lm/W
Lumen / meter	2100K: 199 lm/m
	2400K: 212 lm/m
	2600K: 219 lm/m
	3000K: 253 lm/m
	3500K: 223 lm/m
	4200K: 214 lm/m
	5300K: 221 lm/m



Accessories



Aluminium Mounting Clips 15x6.5x7.2mm(L x W x H)



Aluminium profile 1000x6.5x7.2mm(L x W x H)

PRODUCTTYPE	Dimension	POWER	LIGHT COLOR
EE	-NL	0408	/ 6 - 24

4x8 mm

WATT/M

2400 KELVIN

SUMMARY PRODUCTCODES LED SELECONE NEON LIGHT 6 WATT 4x8 mm

- EE-NL0408/6-21
- EE-NL0408/6-24
- EE-NL0408/6-26
- EE-NL0408/6-30
- EE-NL0408/6-35
- EE-NL0408/6-42
- EE-NL0408/6-53

Accessories CODES FOR LED SELECONE NEON LIGHT 6 WATT 4x8 mm

- EE-NLCL/0408
- EE-NLAP/0408-1000