


MICRO SPOT Square



AC
220-240V
50-60Hz

DC
176-275V

DC
24V

DC
48V

LED

IP20

IK08



Ni-Cd

LiFePO₄



MATERIALS

White, grey or black polycarbonate body
Cover made of steel painted

MOUNTING

Recessed

POWER SUPPLY

Self contained – 220 - 240VAC/50 - 60Hz
Central battery – 220 - 240VAC/50 - 60Hz; 176 - 275VDC
Central battery FZLV II – 48VDC
Central battery FZLV – 24VDC

LIGHT SOURCE

1W, 2W, 3W LED
Optics: U – universal • R – escape route
Colour temperature: 6000K
Lifetime: 50000h

CHARGING

Standard: max. 24h
Premium: max. 12h; energy-saving electronic charger

AUTONOMY AND BATTERIES

Standard: 1h or 3h, Ni-Cd 3,6V batteries
Premium: 1h or 3h, LiFePO₄ 6,4V batteries

INSULATION CLASS

II or III

IP & IK RATING

IP20, IK08

AMBIENT TEMPERATURE

Self-contained: t_a: 0°C ÷ 40°C **Central battery:** t_a: 0°C ÷ 50°C

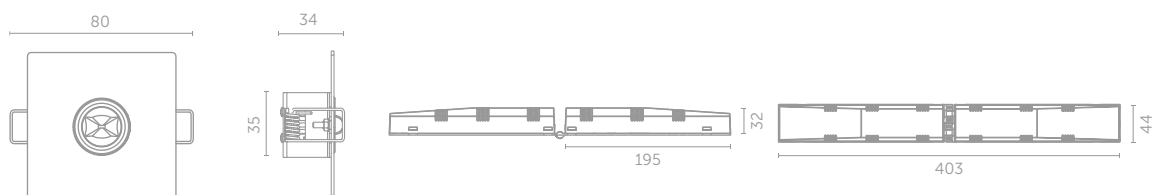
OPTIONS

SE – non maintained • SA – maintained • AT – autotest • RU – Rubic UNA central monitoring
• RD – DALI central monitoring • FZLV – central battery FZLV 24VDC • FZLV2 – central
battery FZLV II 48VDC • CB – central battery

ADDITIONAL INFORMATION

LED indicator signalizes mains power supply and battery charge • Deep discharge
protection • III class of insulation of FZLV and FZLV II version • Electronic gear and battery
package installed in a separate box

DIMENSIONS [mm]



SELF-CONTAINED CONFIGURATION

	CODE	POWER	MODULE	AUTONOMY [h]		MODE			OPTIONS			COLOR		
						SE	SA	AT	X	WH	GR	BL		
STANDARD	MTSU MTRSR	1W	E C	1	3	SE	SA	AT	X	WH	GR	BL		
		2W	E C	1	3	SE	SA	AT	X	WH	GR	BL		
		3W	E C	1	3	SE	SA	AT	X	WH	GR	BL		
PREMIUM	MTSU MTRSR	1W	B	1	3	SE	SA	AT	RU	RD	WH	GR	BL	
		2W	B	1	3	SE	SA	AT	RU	RD	WH	GR	BL	
		3W	B	1	3	SE	SA	AT	RU	RD	WH	GR	BL	

OUTPUT IN EMERGENCY MODE [lm]

	OUTPUT [lm]		
	POWER	MTSU	MTRSR
STANDARD	1W	170	165
	2W	290	280
	3W	400	385
PREMIUM	1W	185	175
	2W	345	330
	3W	460	460

CENTRAL BATTERY CONFIGURATION - NON-ADDRESSABLE

CODE	POWER	MODULE	SYSTEM	OPTIONS		COLOR		
				CBS	X	WH	GR	BL
MTSU MTRSR	1W	F	CB	CBS	X	WH	GR	BL
	2W	F	CB	CBS	X	WH	GR	BL
	3W	F	CB	CBS	X	WH	GR	BL

OUTPUT IN EMERGENCY MODE [lm]

	OUTPUT [lm]		
	POWER	MTSU	MTRSR
1W	185	175	
2W	345	330	
3W	460	460	

CENTRAL BATTERY CONFIGURATION – ADDRESSABLE

CODE	POWER	MODULE	SYSTEM	OPTIONS		COLOR		
				ADE	ADP	WH	GR	BL
MTSU MTRSR	1W	Z	CB	ADE	ADP	WH	GR	BL
	2W	Z	CB	ADE	ADP	WH	GR	BL
	3W	Z	CB	ADE	ADP	WH	GR	BL

OUTPUT IN EMERGENCY MODE [lm]

	OUTPUT [lm]		
	POWER	MTSU	MTRSR
1W	185	175	
2W	345	330	
3W	460	460	

FZLV SYSTEM CONFIGURATION

CODE	POWER	SYSTEM		COLOR		
		FZLV	FZLV2	WH	GR	BL
MTSU MTRSR	1W	FZLV	FZLV2	WH	GR	BL
	2W	FZLV	FZLV2	WH	GR	BL
	3W	FZLV	FZLV2	WH	GR	BL

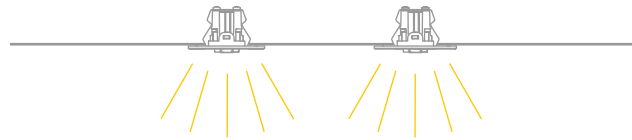
OUTPUT IN EMERGENCY MODE [lm]

	OUTPUT [lm]		
	POWER	MTSU	MTRSR
1W	185	175	
2W	345	330	
3W	460	460	

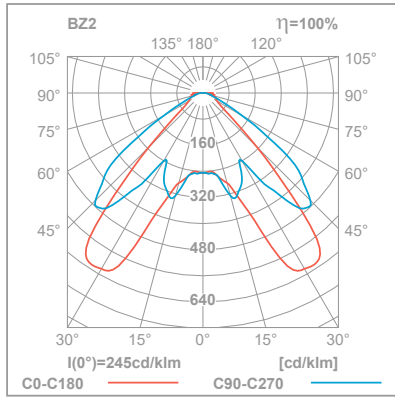
LEGEND:

MTSU	fixture MICRO SPOT square with optic for universal uses	AT	autotest
MTRSR	fixture MICRO SPOT square with optics for escape route	RU	Rubic UNA central monitoring
E, C	electronic gear for STANDARD self-contained fittings	FZLV	central battery FZLV 24 VDC
B	electronic gear for PREMIUM self-contained fittings	RD	DALI central monitoring
F	electronic gear for central battery fittings	FZLV2	central battery FZLV II 48 VDC
Z	electronic gear for addressable central battery fittings	CB	central battery version
SE	non maintained	CBS	central battery for circuit monitoring
SA	maintained	ADP	address module for CBS 1.0 – SMART technology
X	fitting without additional options	ADE	address module for CBS 2.0 – SMART technology
		WH	white color
		GR	grey color
		BL	black color

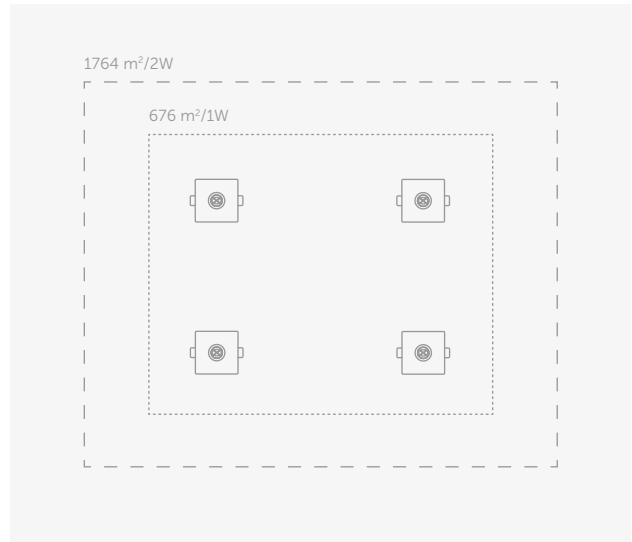
MICRO SPOT SQUARE EXAMPLE OF PHOTOMETRY



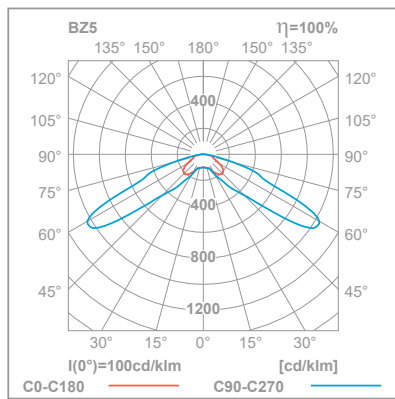
Optic U for universal uses



simulation for four luminaires and min 0,5 lx (area)



Optic R for escape route



simulation for two luminaires and min 1 lx (distance)



