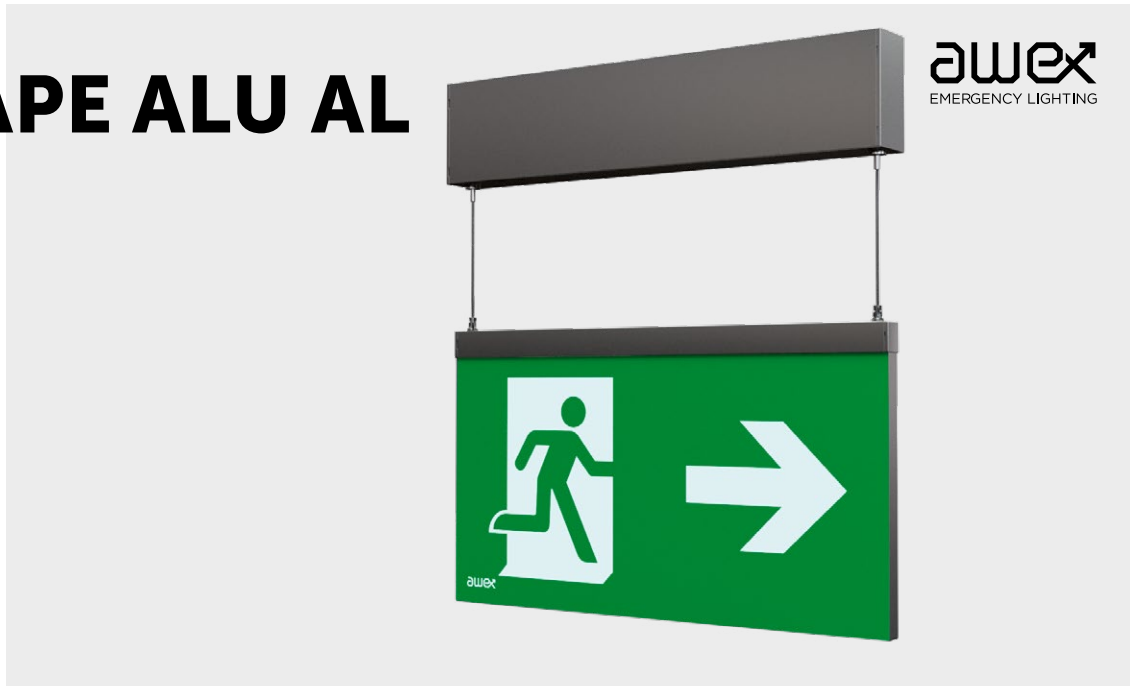


ESCAPE ALU AL

awex
EMERGENCY LIGHTING



AC
220-240V
50-60Hz

DC
176-275V

DC
24V

DC
48V

LED

IP20

IK08



d=30m



CE



MATERIALS

White, black or silver aluminium body • Plexi glass

MOUNTING

Surface
Optionally recessed¹

POWER SUPPLY

Self contained – 220 - 240VAC/50 - 60Hz
Central battery – 220 - 240VAC/50 - 60Hz; 176 - 275VDC
Central battery FZLV II – 48VDC
Central battery FZLV – 24VDC

LIGHT SOURCE

2W LED
Colour temperature: 6000K
Lifetime: 50000h

CHARGING

max. 12h; energy-saving electronic charger

AUTONOMY AND BATTERIES

1h or 3h, LiFePO₄ 3,2V batteries

INSULATION CLASS

II or III

IP & IK RATING

IP20, IK08

VIEWING DISTANCE

30 m

VIEWING METHOD

Double-sided

AMBIENT TEMPERATURE

Self-contained: t₃: 0°C ÷ 40°C **Central battery:** t₃: 0°C ÷ 50°C

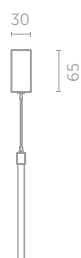
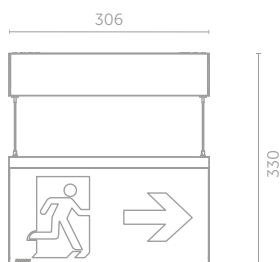
OPTIONS

SE – non maintained • SA – maintained • PT – manual test button • AT – autotest • RU
– Rubic UNA central monitoring • FZLV – central battery FZLV 24VDC • FZLV2 – central
battery FZLV II 48VDC • CB – central battery

ADDITIONAL INFORMATION

LED indicator signalizes mains power supply and battery charge • Deep discharge protection
• III class of insulation of FZLV and FZLV2 versions • ⁽¹⁾ see accessory for recessed mounting
• ⁽²⁾ select 2pc of pictogram number from datasheet Pictograms

DIMENSIONS [mm]



⁽²⁾ pictogram

SELF-CONTAINED CONFIGURATION

PREMIUM	CODE	POWER	MODULE	AUTONOMY [h]		MODE		OPTIONS				COLOR			PICTOGRAM
	ESAL	2W	B	1	3	SE	SA	X	PT	AT	RU	WH	SR	BL	XXYY

CENTRAL BATTERY CONFIGURATION – ADDRESSABLE

CODE	POWER	MODULE	SYSTEM	OPTIONS		COLOR			PICTOGRAM
ESAL	2W	Z	CB	ADE	ADP	WH	SR	BL	XXYY

FZLV SYSTEM CONFIGURATION

CODE	POWER	SYSTEM		COLOR			PICTOGRAM
ESAL	2W	FZLV2	FZLV	WH	SR	BL	XXYY

LEGEND:

- | | | | |
|------|--|-------|---|
| ESAL | fixture ESCAPE ALU AL | ADE | address module for CBS 2.0 – SMART technology |
| B | electronic gear for PREMIUM self-contained fittings | ADP | address module for CBS 1.0 – SMART technology |
| Z | electronic gear for addressable central battery fittings | FZLV2 | central battery FZLV II 48 VDC |
| SE | non-maintained | FZLV | central battery FZLV 24VDC |
| SA | maintained | WH | white color |
| PT | manual test button | SR | silver color |
| X | fitting without additional options | BL | black color |
| AT | autotest | XX | pictogram from the front side ID (e.g. 21) |
| RU | Rubic UNA central monitoring | YY | pictogram on the back side ID (e.g. 22) |
| CB | central battery version | | |

