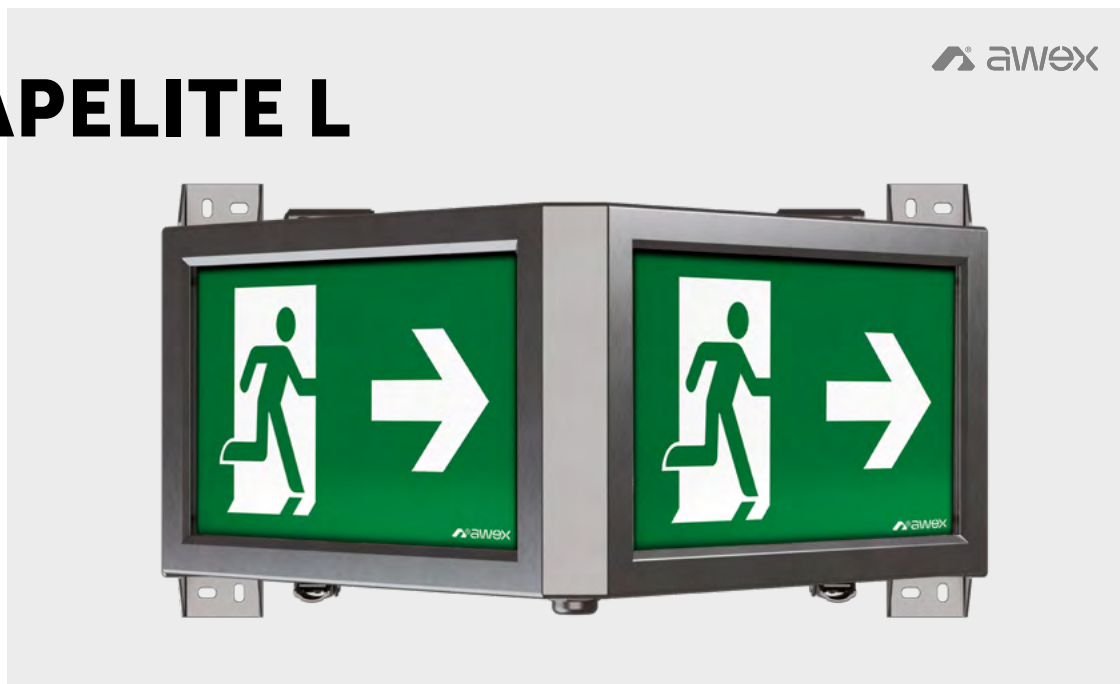


ESCAPELITE L



AC
220-240V
50/60Hz


DC
176-275V

DC
48V

LED

IP65

IK10

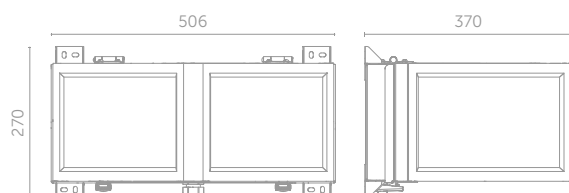


d=30mm



MATERIALS	Stainless steel body • Tempered glass
MOUNTING	Surface
POWER SUPPLY	Self contained – 220 - 240 VAC 50/60 Hz Central battery CB – 220 - 240 VAC 50/60 Hz, 176 -275 VDC Central battery FZLV II – 48 VDC
LIGHT SOURCE	6W LED Colour temperature: 6000K Lifetime: 50000h
CHARGING	Premium: max. 12h; energy-saving electronic charger
AUTONOMY AND BATTERIES	1 or 3 h
INSULATION CLASS	I or III
IP & IK RATING	IP65, IK10
AMBIENT TEMPERATURE	Self-contained: t_a : 0°C ÷ 40°C • t_a : -25°C ÷ 40°C – together with heater for low temperatures Central battery: t_a : 0°C ÷ 50°C
OPTIONS	SE – non-maintained • SA – maintained • AT – autotest • RU – Rubic UNA central monitoring • RD – DALI central monitoring • FZLV2 – central battery FZLV II 48VDC • CB – central battery
ADDITIONAL INFORMATION	LED indicator signals mains power supply and battery charge • Deep discharge protection • Optional adaptation of the fixture for low temperatures up to -25°C with HTR 25 • III class of insulation of FZLV II version

DIMENSIONS [mm]



SELF-CONTAINED CONFIGURATION

	CODE	POWER	MODULE	AUTONOMY [h]		MODE		OPTIONS			COLOR			PICTOGRAM		
PREMIUM	ESCL	6W	B	1	3	SE	SA	AT	RU	RD	SR	WH	GR	BL	XX	YY

CENTRAL BATTERY CONFIGURATION – ADDRESSABLE

CODE	POWER	MODULE	SYSTEM	OPTIONS	COLOR			PICTOGRAM		
ESCL	6W	Z	CB	ADE	SR	WH	GR	BL	XX	YY

FZLV SYSTEM CONFIGURATION

CODE	POWER	SYSTEM	COLOR				PICTOGRAM	
ESCL	6W	FZLV2	SR	WH	GR	BL	XX	YY

LEGEND:

ESCL	fixture ESCAPELITE L	SR	stainless steel
B	electronic gear for PREMIUM self-contained fittings	WH	white color
Z	electronic gear for addressable central battery fittings	GR	grey color
SE	non-maintained	BL	black color
SA	maintained	XX	pictogram ID
AT	autotest	YY	pictogram ID
RU	Rubic UNA central monitoring		
RD	DALI central monitoring		
FZLV2	central battery FZLV II 48 VDC		
CB	central battery version		
ADE	address module for CBS 2.0 – SMART technology		