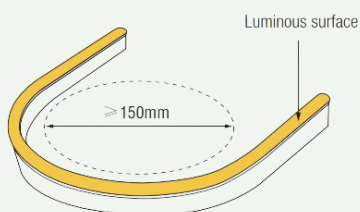
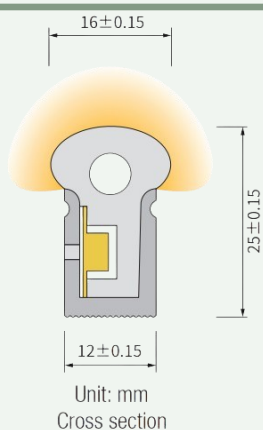


LEDSTRIP

SILICONE LED NEON LIGHT

EE-NL1225/5



5W/m



2100K - 6000K



**160 lm/m
at 4000K**



180°



**Dimmable
PWM**

TECHNICAL FEATURES

Power	5W/m
Input current	24 Vdc
Dimmable	PWM
IP rating	67
Max. amb. Temp.	-25°C up to 55 °C

MEASUREMENTS AND MATERIAL FEATURES

Measurements	12 x 25 x max.run length mm
Cutable every...	50 mm

LIGHTING CHARACTERISTICS COLORS

Light color	Red/Green/Blue/Yellow/ Pink/RGB/RGBW
Beam angle	180°
CRI	—
SDCM	3
Lumen / meter	
R	55,6 lm/m
G	181 lm/m
B	32 lm/m
Y	50 lm/m
P	65,5 lm/m
RGB	70,4 lm/m at RGB
RGBW (2700K)	83,4 lm/m at RGBW
RGBW(3000K)	90,6 lm/m at RGBW
RGBW(4000K)	92 lm/m at RGBW
RGBW(6000K)	91,7 lm/m at RGBW




LIGHTING CHARACTERISTICS WHITE

Light color	2100/2400/2700/3000/3500 /4000/5000/6000K
Beam angle	180°
CRI	RA90+
Lumen / meter	2100K: 124 lm/m 2400K: 139 lm/m 2700K: 146 lm/m 3000K: 144 lm/m 3500K: 153 lm/m 4000K: 160 lm/m 5000K: 153 lm/m 6000K: 159 lm/m

LIGHTING CHARACTERISTICS TUNABLE WHITE

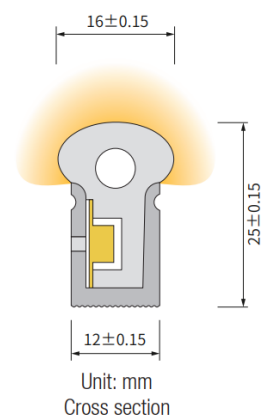
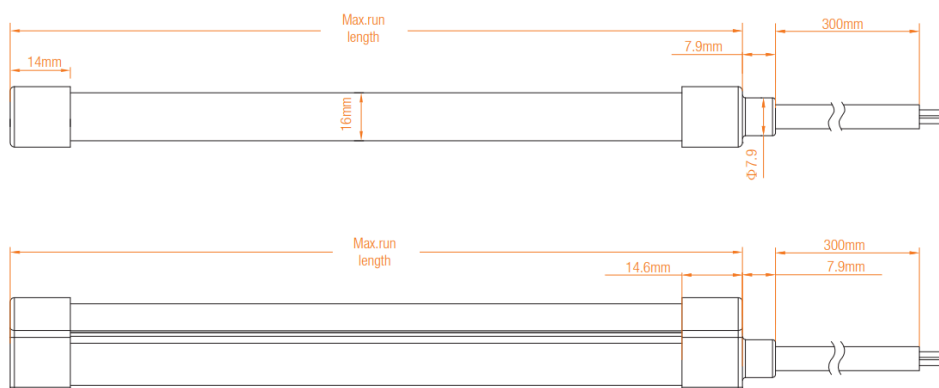
Light color	Tunable white ww+w 2200 to 6000K
CRI	RA90+
Lumen / meter	TW: 142 lm/m at ww+w

Accessories

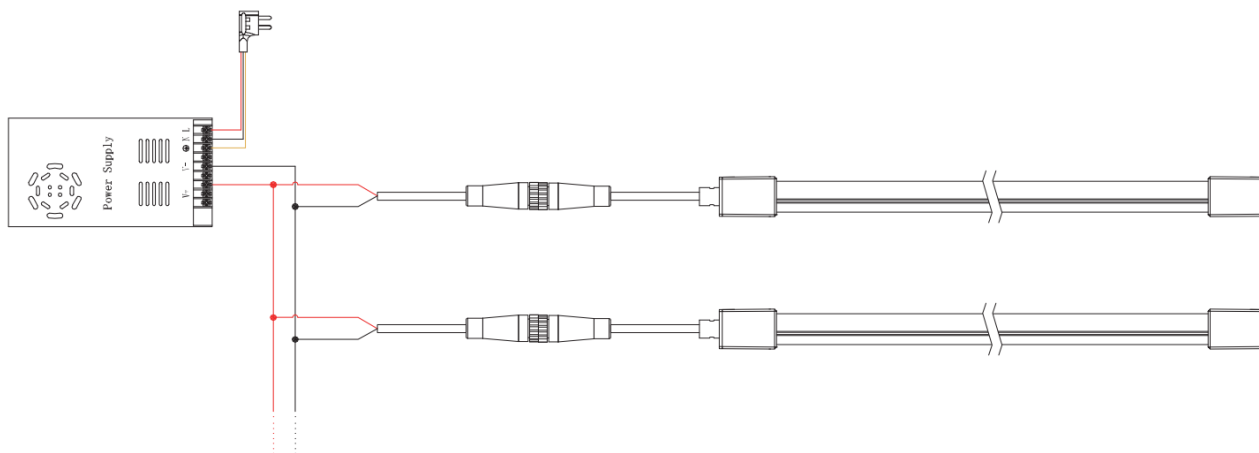
Aluminium profile 1000x15x18.4mm (L x W x H)	
Mounting Clips 20x15x18.4mm (L x W x H)	
End Caps IP67: 2 pin for WHT 3 pin for TW 4 PIN for RGB 5 PIN for RGBW	
Close End cap IP67	

Light color	Unit cut	Max.run length CV	Max.run length CC
2100K	50 mm	5 m	27 m
2400K	50 mm	5 m	27 m
2700K	50 mm	5 m	27 m
3000K	50 mm	5 m	27 m
3500K	50 mm	5 m	27 m
4000K	50 mm	5 m	27 m
5000K	50 mm	5 m	27 m
6000K	50 mm	5 m	27 m
TW	50 mm	5 m	-
R	50 mm	5 m	35 m
G	50 mm	5 m	27 m
B	50 mm	5 m	27 m
Y	50 mm	5 m	35 m
P	50 mm	5 m	27 m
RGB	62.5 mm	5 m	-
RGBW	62.5 mm	5 m	-

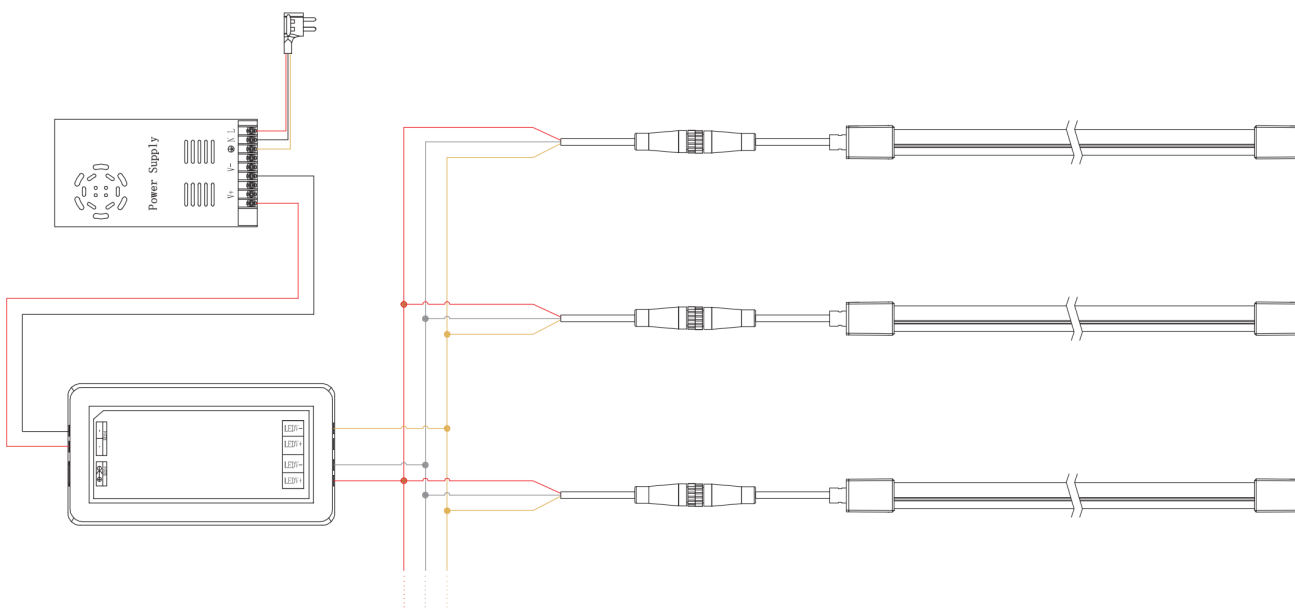
Dimensions



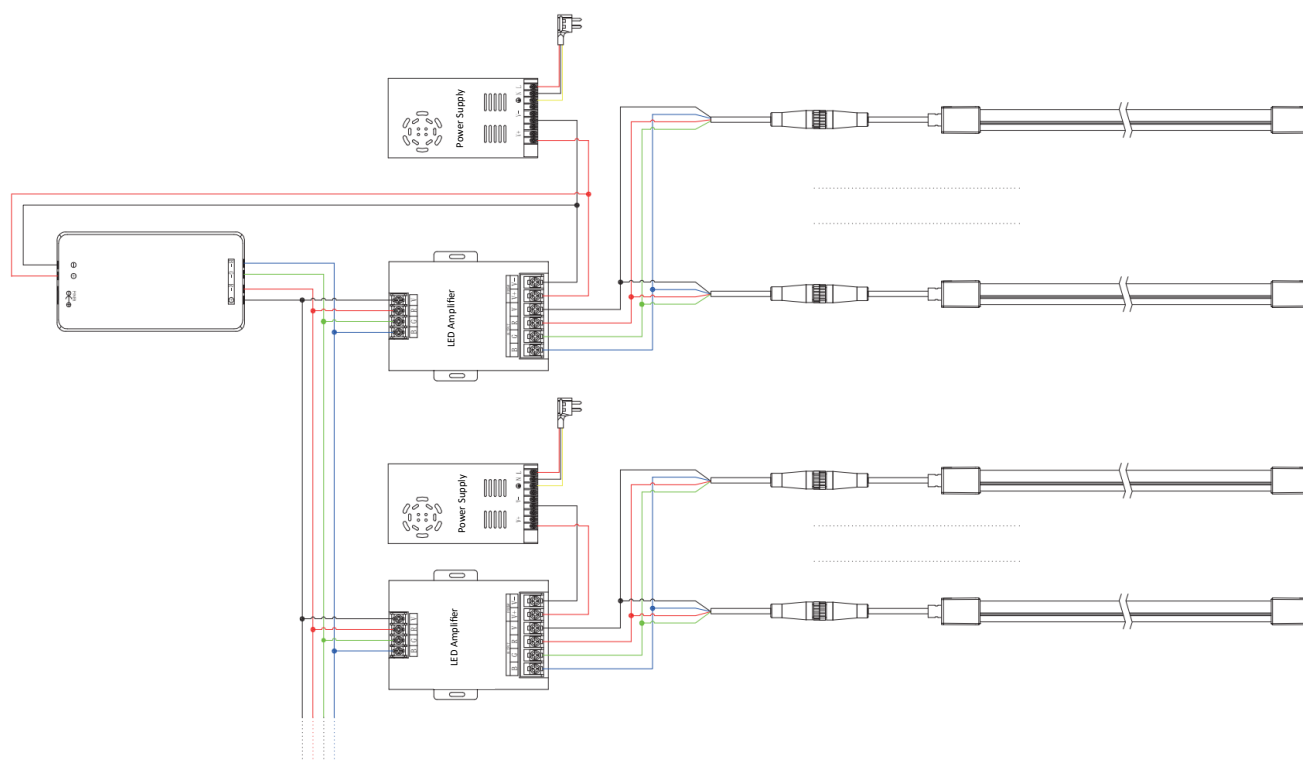
Connection Diagram



Single Color Connection Diagram



Tunable White Connection Diagram



RGB Connection Diagram

PRODUCTTYPE	Dimension	POWER	LIGHT COLOR
EE -NL 1225 / 5 - 24	12x25 mm	WATT/M	2400 KELVIN

SUMMARY PRODUCTCODES LED SELECONE NEON LIGHT 5WATT 12x25 mm

- EE-NL1225/5-21 EE-NL1225/5-TW
- EE-NL1225/5-24 EE-NL1225/5-R
- EE-NL1225/5-27 EE-NL1225/5-G
- EE-NL1225/5-30 EE-NL1225/5-B
- EE-NL1225/5-35 EE-NL1225/5-Y
- EE-NL1225/5-40 EE-NL1225/5-P
- EE-NL1225/5-50 EE-NL1225/5-RGB
- EE-NL1225/5-60

Accessories CODES FOR LED SELECONE NEON LIGHT 12x25 mm

- EE-NLCL/12x25
- EE-NLAP/12x25 -1000

