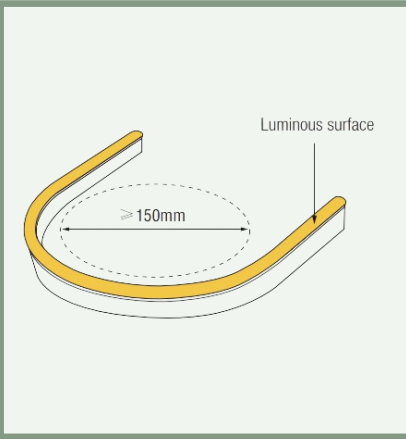
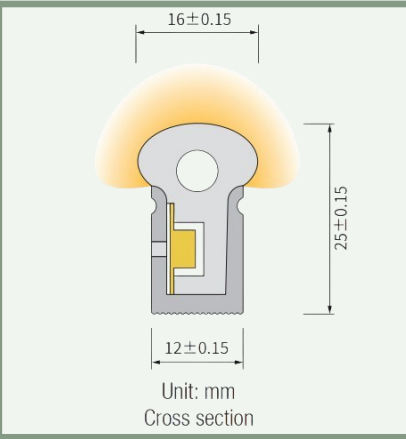



LEDSTRIP

SILICONE LED NEON LIGHT

EE-NL1225/10



10W/m



2100K - 6000K



**320 lm/m
at 4000K**



180°



**Dimmable
PWM**

TECHNICAL FEATURES

Power	10W/m
Input current	24 Vdc
Dimmable	PWM
IP rating	67
Max. amb. Temp.	-25°C up to 45 °C

LIGHTING CHARACTERISTICS WHITE

Light color	2100/2400/2700/3000/3500 /4000/5000/6000K
Beam angle	180°
CRI	RA90+
Lumen / meter	2100K: 237 lm/m 2400K: 270 lm/m 2700K: 286 lm/m 3000K: 286 lm/m 3500K: 304 lm/m 4000K: 318 lm/m 5000K: 301 lm/m 6000K: 313 lm/m

MEASUREMENTS AND MATERIAL FEATURES

Measurements	12 x 25 x max.run length mm
Cutable every...	50 mm



LIGHTING CHARACTERISTICS COLORS

Light color	Red/Green/Blue/Yellow/ Pink/RGB/RGBW
Beam angle	180°
CRI	—
SDCM	3
Lumen / meter	
R	123 lm/m
G	340.7 lm/m
B	61.4 lm/m
Y	102.5 lm/m
P	131.7 lm/m
RGB	131.6lm/m at RGB
RGBW (2700K)	161.5 lm/m at RGBW
RGBW(3000K)	179.4 lm/m at RGBW
RGBW(4000K)	181.7 lm/m at RGBW
RGBW(6000K)	180.8 lm/m at RGBW

LIGHTING CHARACTERISTICS TUNABLE WHITE

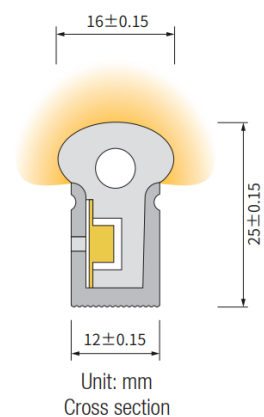
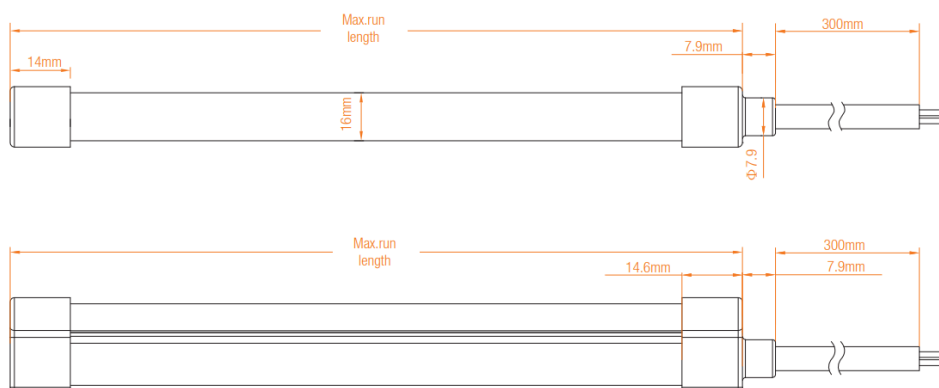
Light color	Tunable white ww+w 2200 to 6000K
CRI	RA90+
Lumen / meter	TW: 291 lm/m at ww+w

Accessories

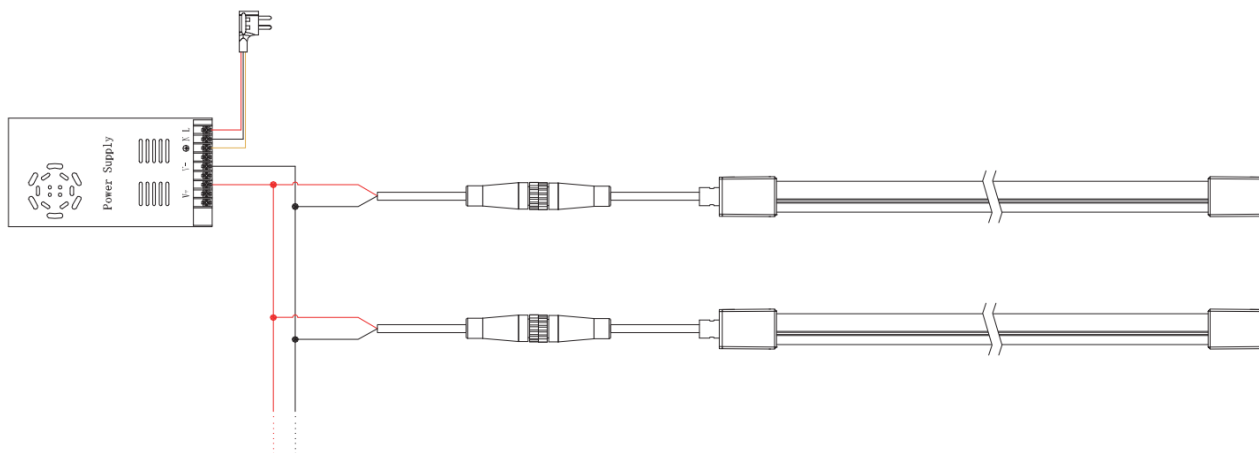
<p>Aluminium profile 1000x15x18.4mm (L x W x H)</p>	
<p>Mounting Clips 20x15x18.4mm (L x W x H)</p>	
<p>End Caps IP67: 2 pin for WHT 3 pin for TW 4 PIN for RGB 5 PIN for RGBW</p>	
<p>Close End cap IP67</p>	

Light color	Unit cut	Max.run length CV	Max.run length CC
2100K	50 mm	5 m	17 m
2400K	50 mm	5 m	17 m
2700K	50 mm	5 m	17 m
3000K	50 mm	5 m	17 m
3500K	50 mm	5 m	17 m
4000K	50 mm	5 m	17 m
5000K	50 mm	5 m	17 m
6000K	50 mm	5 m	17 m
TW	50 mm	5 m	-
R	50 mm	5 m	23 m
G	50 mm	5 m	17 m
B	50 mm	5 m	17 m
Y	50 mm	5 m	23 m
P	50 mm	5 m	17m
RGB	62.5 mm	5 m	-
RGBW	62.5 mm	5 m	-

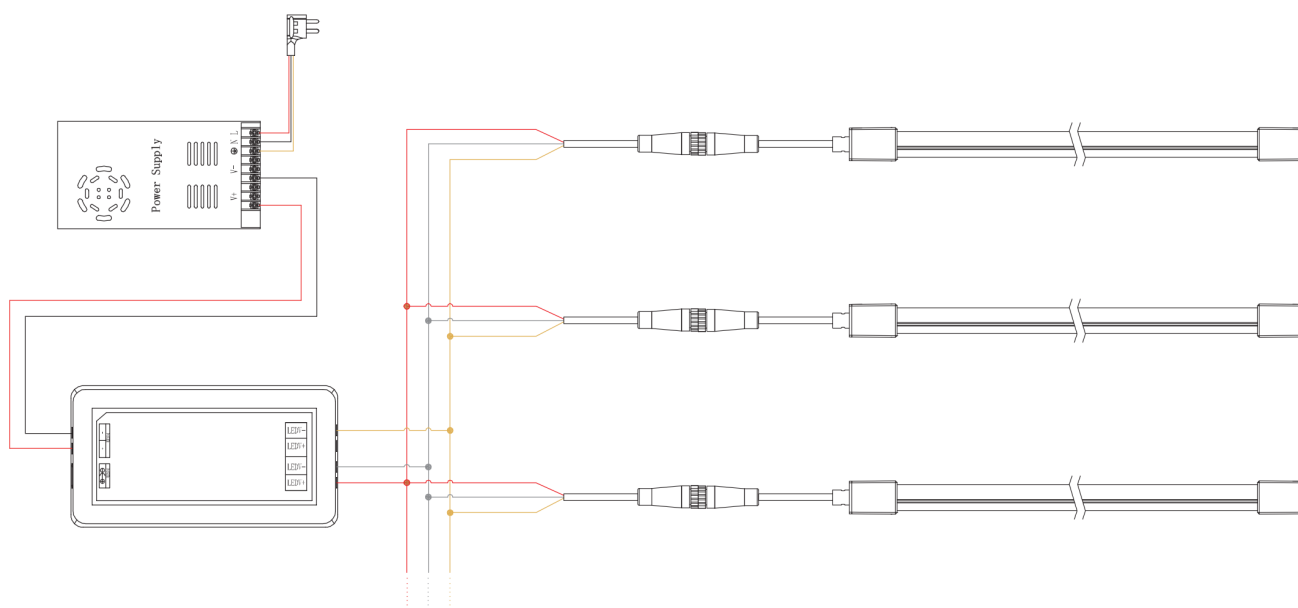
Dimensions



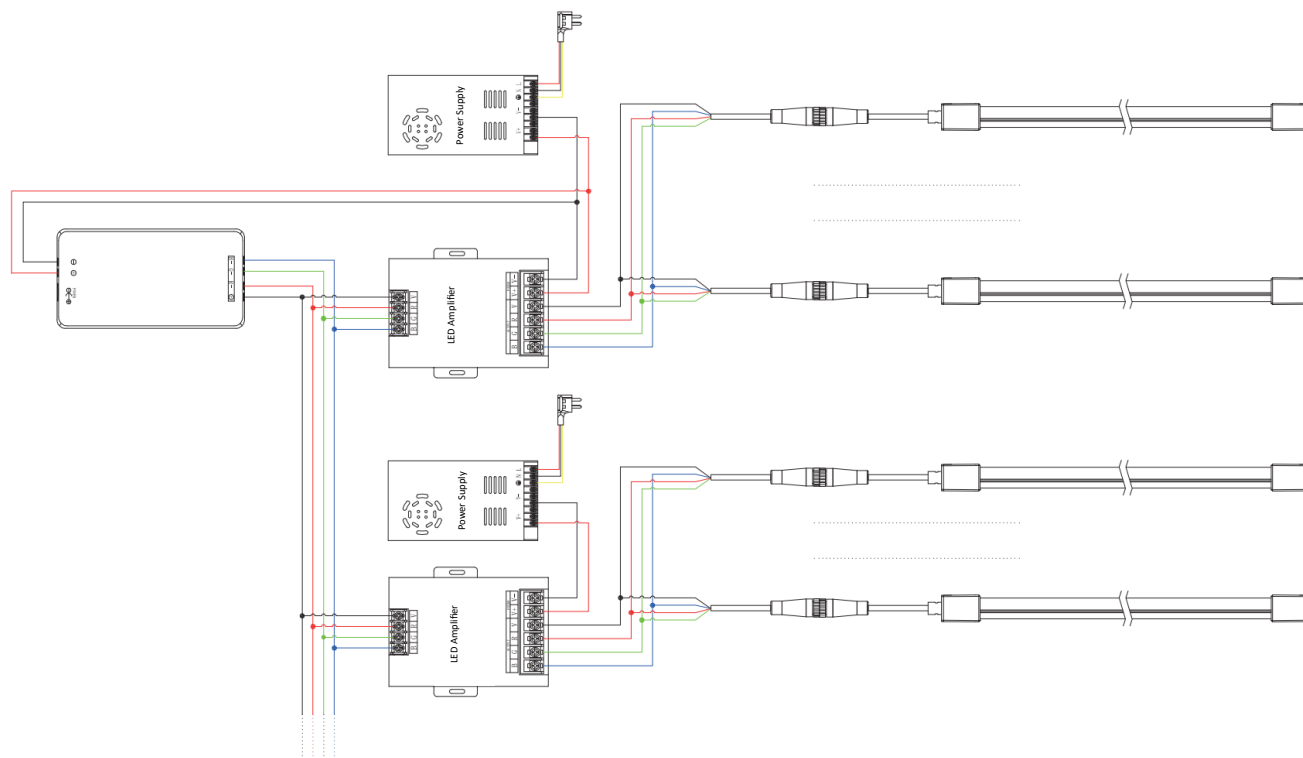
Connection Diagram



Single Color Connection Diagram



Tunable White Connection Diagram



RGB Connection Diagram

PRODUCTTYPE	Dimension	POWER	LIGHT COLOR
EE -NL	1225	/ 10 -	24
	12x25 mm	WATT/M	2400 KELVIN

SUMMARY PRODUCTCODES LED SELECONE NEON LIGHT 10WATT 12x25 mm

- EE-NL1225/10-21 EE-NL1225/10-TW
- EE-NL1225/10-24 EE-NL1225/10-R
- EE-NL1225/10-27 EE-NL1225/10-G
- EE-NL1225/10-30 EE-NL1225/10-B
- EE-NL1225/10-35 EE-NL1225/10-Y
- EE-NL1225/10-40 EE-NL1225/10-P
- EE-NL1225/10-50 EE-NL1225/10-RGB
- EE-NL1225/10-60

Accessories CODES FOR LED SELECONE NEON LIGHT 12x25 mm

EE-NLCL/12x25

EE-NLAP/12x25 -1000

