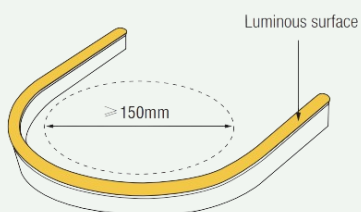
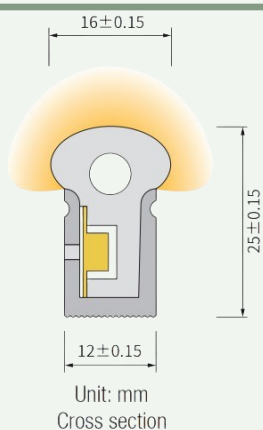


LEDSTRIP

SILICONE LED NEON LIGHT

EE-NL1225/15



15W/m



2100K - 6000K



441 lm/m
at 4000K



180°



Dimmable
PWM

TECHNICAL FEATURES

Power	15W/m
Input current	24 Vdc
Dimmable	PWM
IP rating	67
Max. amb. Temp.	-25°C up to 35 °C

MEASUREMENTS AND MATERIAL FEATURES

Measurements	12 x 25 x max.run length mm
Cutable every...	50 mm

LIGHTING CHARACTERISTICS COLORS

Light color	Red/Green/Blue/Yellow/ Pink/RGB/RGBW
Beam angle	180°
CRI	—
SDCM	3

Lumen / meter	
R	172 lm/m
G	426 lm/m
B	85,7 lm/m
Y	126,7 lm/m
P	175,8 lm/m
RGB	161,2 lm/m at RGB
RGBW (2700K)	226 lm/m at RGBW
RGBW(3000K)	255,2 lm/m at RGBW
RGBW(4000K)	253 lm/m at RGBW
RGBW(6000K)	254,7 lm/m at RGBW



LIGHTING CHARACTERISTICS WHITE

Light color	2100/2400/2700/3000/3500 /4000/5000/6000K
Beam angle	180°
CRI	RA90+
Lumen / meter	
2100K:	332 lm/m
2400K:	382 lm/m
2700K:	400 lm/m
3000K:	395 lm/m
3500K:	428 lm/m
4000K:	441 lm/m
5000K:	423 lm/m
6000K:	436 lm/m

LIGHTING CHARACTERISTICS TUNABLE WHITE

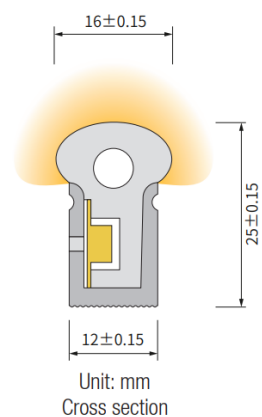
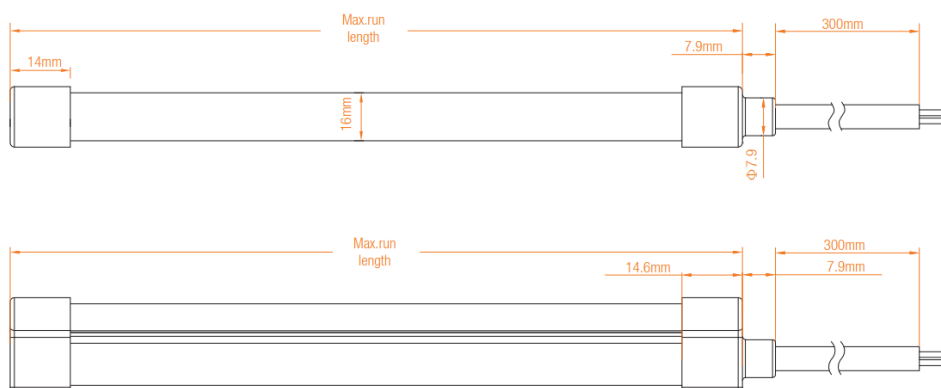
Light color	Tunable white ww+w 2200 to 6000K
CRI	RA90+
Lumen / meter	TW: 403 lm/m at ww+w

Accessories

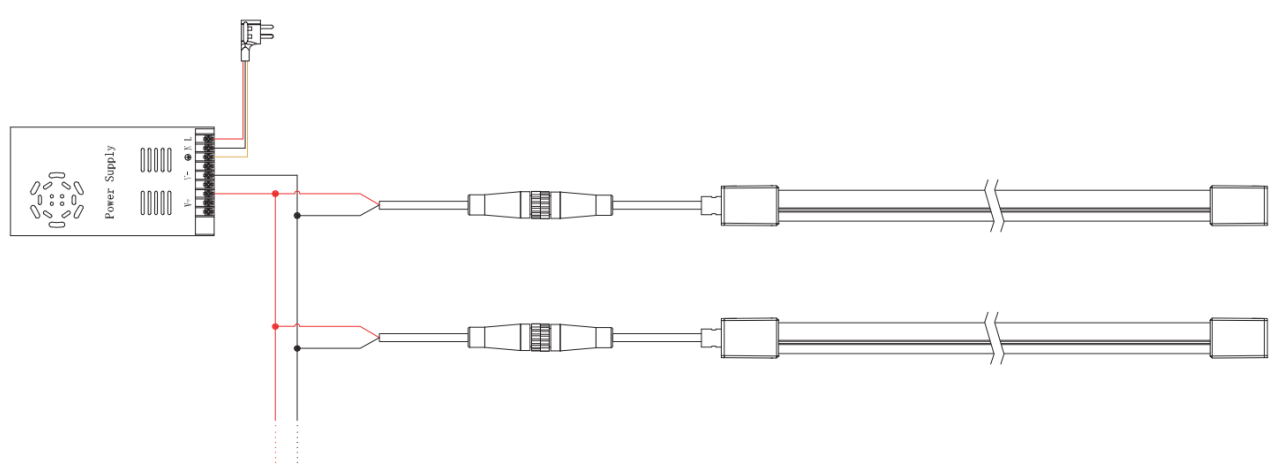
<p>Aluminium profile 1000x15x18.4mm (L x W x H)</p>	
<p>Mounting Clips 20x15x18.4mm (L x W x H)</p>	
<p>End Caps IP67: 2 pin for WHT 3 pin for TW 4 PIN for RGB 5 PIN for RGBW</p>	
<p>Close End cap IP67</p>	

Light color	Unit cut	Max.run length CV	Max.run length CC
2100K	50 mm	5 m	14 m
2400K	50 mm	5 m	14 m
2700K	50 mm	5 m	14 m
3000K	50 mm	5 m	14 m
3500K	50 mm	5 m	14 m
4000K	50 mm	5 m	14 m
5000K	50 mm	5 m	14 m
6000K	50 mm	5 m	14 m
TW	50 mm	5 m	-
R	50 mm	5 m	18 m
G	50 mm	5 m	14 m
B	50 mm	5 m	14 m
Y	50 mm	5 m	18 m
P	50 mm	5 m	14 m
RGB	62.5 mm	5 m	-
RGBW	62.5 mm	5 m	-

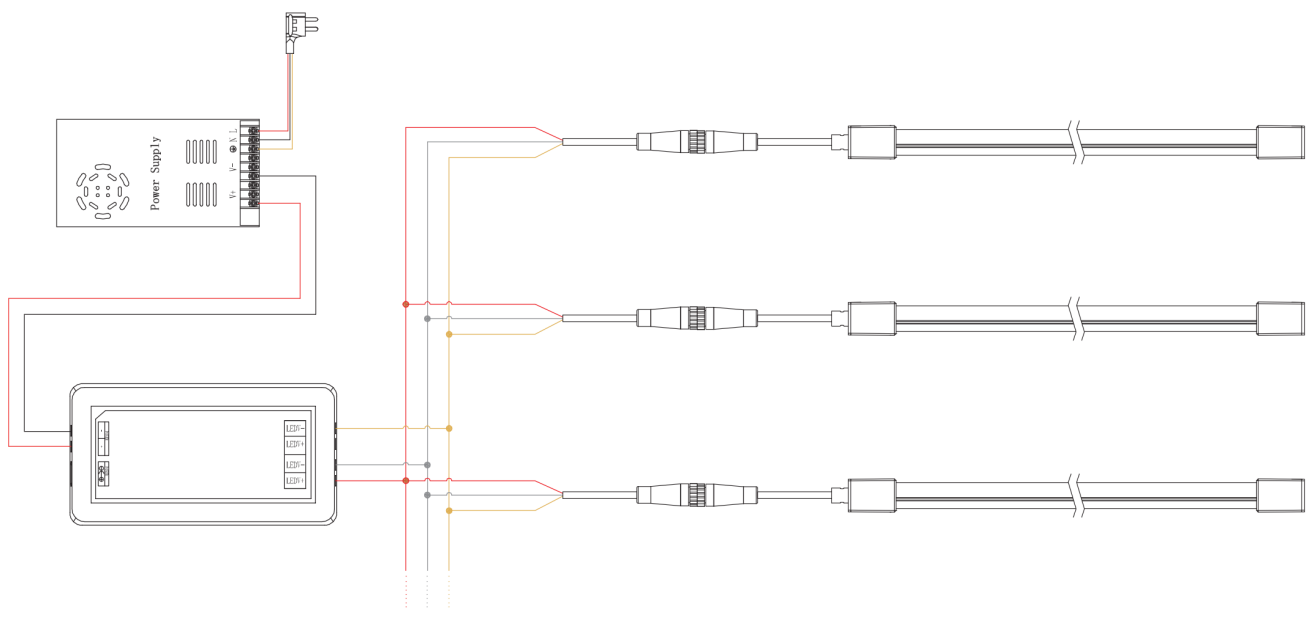
Dimensions



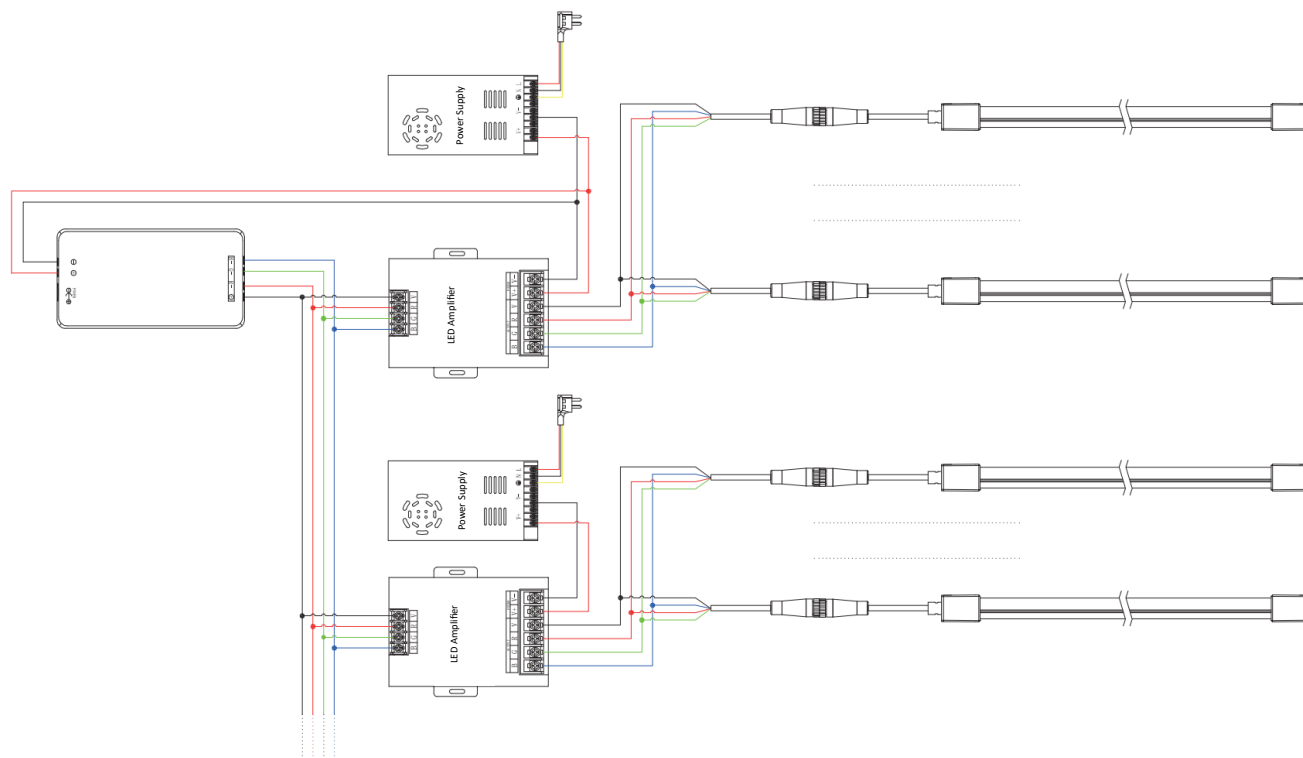
Connection Diagram



Single Color Connection Diagram



Tunable White Connection Diagram



RGB Connection Diagram

PRODUCTTYPE	Dimension	POWER	LIGHT COLOR
EE -NL	1225	/ 15 -	24
	12x25 mm	WATT/M	2400 KELVIN

SUMMARY PRODUCTCODES LED SELECONE NEON LIGHT 15WATT 12x25 mm

- EE-NL1225/15-21
- EE-NL1225/15-24
- EE-NL1225/15-27
- EE-NL1225/15-30
- EE-NL1225/15-35
- EE-NL1225/15-40
- EE-NL1225/15-50
- EE-NL1225/15-60
- EE-NL1225/15-TW
- EE-NL1225/15-R
- EE-NL1225/15-G
- EE-NL1225/15-B
- EE-NL1225/15-Y
- EE-NL1225/15-P
- EE-NL1225/15-RGB

Accessories CODES FOR LED SELECONE NEON LIGHT 12x25 mm

- EE-NLCL/12x25
- EE-NLAP/12x25 -1000

