

TPH

EE-TPH150-60



60W



3000 /
4000 K



7434 lm



120°



Optional
Dali

TECHNICAL FEATURES

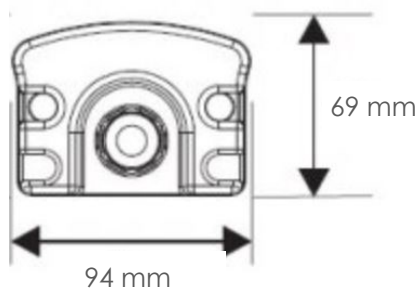

Power	60W
Input current	100-277 Vac
Dimmable	Optional dali
IP rating	IP65/IK09
Max. amb. Temp.	60°C

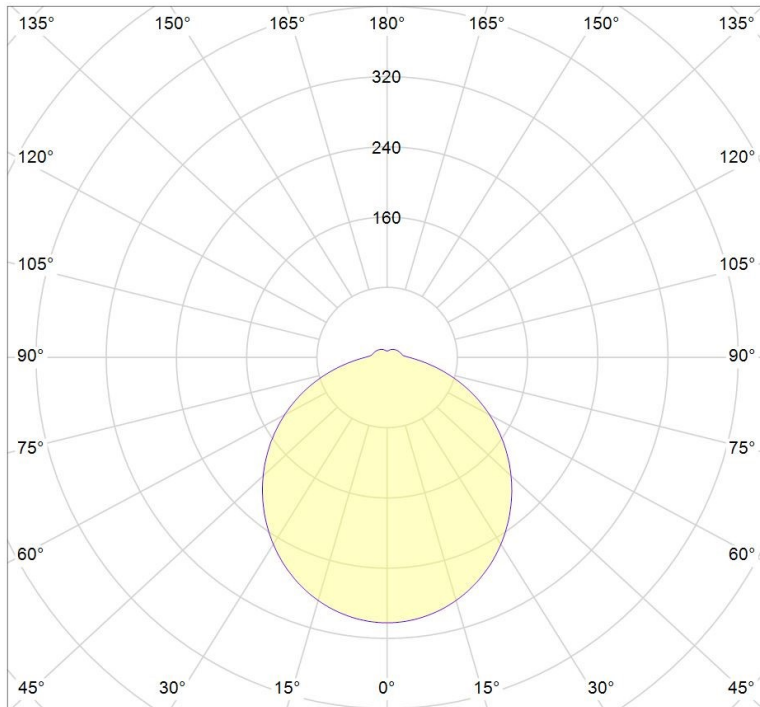
LIGHTING CHARACTERISTICS

Light color	3000/4000 K
CRI	RA80+
Lumen output	7434 lm
LED-type	SMD2835
Amount of LED's	336

MEASUREMENTS AND MATERIAL FEATURES

Measurements	1500 x 94 x 69 mm
Material	aluminium





cd/klm
— C0 - C180 — C90 - C270

$\eta = 100\%$

TPH150-60

PRODUCTTYPE	DIMENSION	POWER	LIGHT COLOR
EE- TPH	150	60	30
TRI PROOF HIGH END	150 cm (length)	60 Watt	3000 K

EE-TPH150-60/30

Tri proof - 150 cm - 60W - 3000K

EE-TPH150-60/40

Tri proof - 150 cm - 60W - 4000K